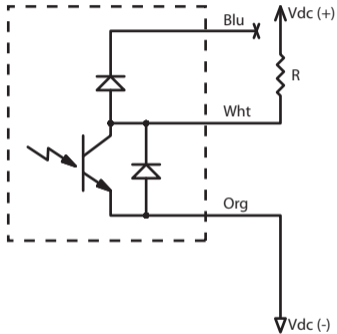
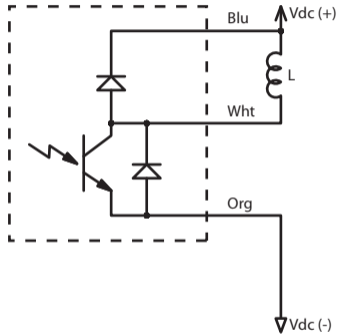


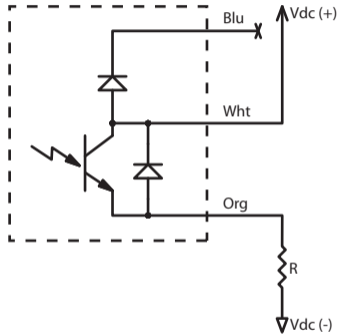
NPN Output Schematic and Possible Connections (NPN Output Option)



Sinking (resistive load)



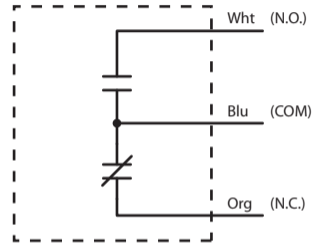
Sinking (inductive load)



Sourcing (resistive load)

The NPN output is electrically isolated from the VS1 DC power inputs and case. The NPN output may be externally connected to the same supply as the DC power inputs or to a different supply.

Relay Output Schematic (Relay Output Option)



The relay output is electrically isolated from the VS1 DC power inputs and case